

REAL EXPERIENCE FOR THE REAL WORLD

ABOUT THE DATA

This brochure contains Graduate Outcomes Survey employment-related findings for the Class of 2022 at approximately 6 months after graduation. Via mail and/or phone, 592 graduates were contacted and asked to complete the survey. Out of those, 245 graduates or 41% completed the survey.



LAKESHORE TECHNICAL COLLEGE

1.888.GO TO LTC • TTY 711

1290 North Avenue • Cleveland WI 53015

HLC Accredited • hlcommission.org



LAKESHORE TECHNICAL COLLEGE DOES NOT DISCRIMINATE AGAINST PROTECTED CLASSES, INCLUDING BUT NOT LIMITED TO RACE, COLOR, NATIONAL ORIGIN, RELIGION, SEX, OR GENDER – INCLUDING SEXUAL ORIENTATION, GENDER IDENTITY, GENDER EXPRESSION, DISABILITY OR AGE IN EMPLOYMENT ADMISSIONS, OR ITS PROGRAMS OR ACTIVITIES. TO HANDLE INQUIRIES REGARDING LAKESHORE'S NONDISCRIMINATION POLICIES, CONTACT MGR-ACCESS, EQUITY, & INCLUSION (STUDENTS) 920.693.1120, NICOLE.YANG@GOTOLTC.EDU / EXECUTIVE DIRECTOR OF HUMAN RESOURCES (STAFF/OTHERS) 920.693.1139, MARISSA.HOLST@GOTOLTC.EDU, 1290 NORTH AVENUE, CLEVELAND, WI 53015, TTY 711.GOTOLTC.EDU/EQUAL-OPPORTUNITY-STATEMENT 8/23

GRADUATE OUTCOMES

Job Placement & Employment Data
for 2022 Graduates

July 1, 2021 through June 30, 2022



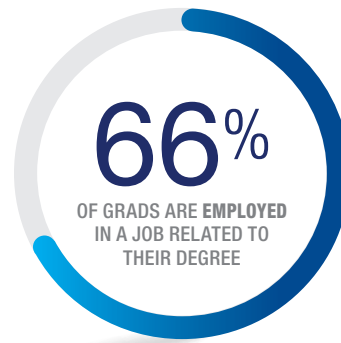
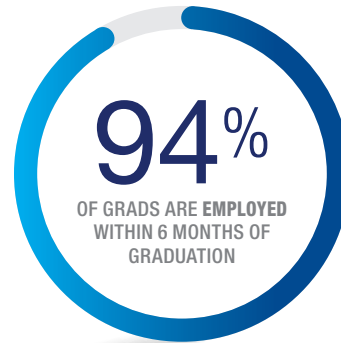
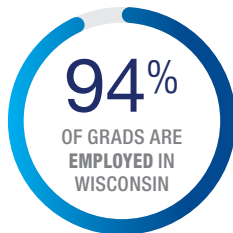
Published in 2023

PROVEN SUCCESS

At Lakeshore Technical College we are committed to the success of our graduates. This means our relationship with students does not end when they graduate. We stay connected with all our graduates and follow up within six months to one year after graduation. The information they provide confirms we are accomplishing our mission of preparing the workforce, and also serves as a valuable reference tool for students considering their career options.

\$59,899

MEDIAN **SALARY** OF OUR ASSOCIATE DEGREE GRADS



33% JOB PREPARATION

24% CAREER CHANGE

20% PREPARATION FOR FURTHER EDUCATION

11% IMPROVE JOB SKILLS

11% PERSONAL INTEREST

1% OTHER

PRIMARY REASONS FOR ATTENDING LAKESHORE